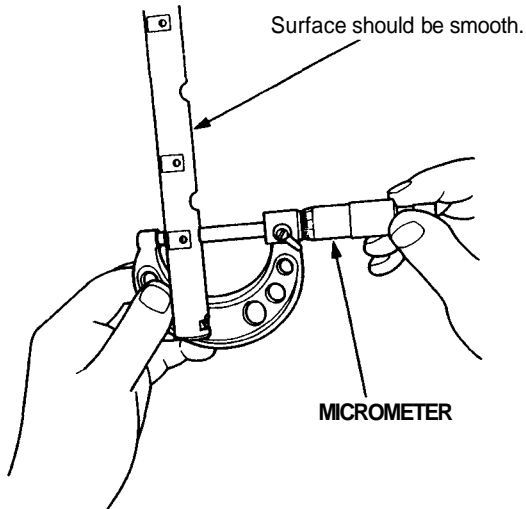


Rocker Arms and Shafts

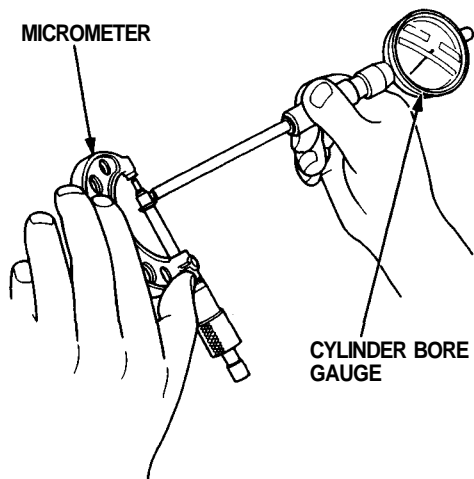
Clearance

Measure the intake rocker shafts and exhaust rocker shaft.

1. Measure diameter of shaft at first rocker location.

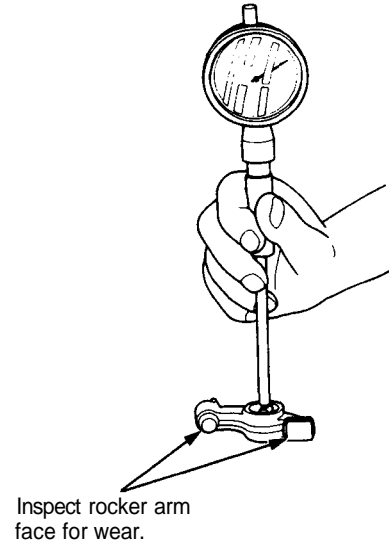


2. Zero gauge to shaft diameter.



3. Measure inside diameter of rocker arm and check for out-of-round condition.

Rocker Arm-to-Shaft Clearance:
Service Limit: 0.08 mm (0.003 in)



4. Repeat for all rockers.
— If over service limit, replace the rocker shaft and all over-service limit rocker arms.